

B737-800 OM-OEX



Max Range
5185 km



Cruise Speed
827 km/h



Cargo Capacity
7698 kg (16976lbs)
43.6 cu m (1518 cu ft)



Max Takeoff Weight
79000 kg







Accommodation
189Y seats



Engines
2 CFM56-7B26

Registration	OM-NEX
MSN	38173
Tabulation Nr	YL936
YOM	2009
On-board Wheelchair	On demand
Entertainment	NO
Interior Cabin Width	3.53 m (11 ft 7 in) 189 in
Accommodation	passengers - 189Y
Join AXE fleet	2024
Wing span	35.79 m (117 ft 5 in)
Overall Length	39.50 m (129 ft 6 in)
Tail Height	12.5 m (41 ft 2 in)
Cruising Speed	447 kts / 827 km/h / Mach 0.78
Range with 15000 kg of payload	5185 km (2800 NM)
Max Payload	18500 kg
Engine	2 CFM56-7B26
Cargo capacity	7698 kg (16976 lbs) / 43.6 cu m (1541 cu ft)
Fuel capacity	26024 liters (6875 gallons)
Max Takeoff Weight	79000 kg
Galleys	3 (2 FWD / 1 AFT)
Lavatories	3 (1 FWD / 2 AFT)
Emergency Sign Language	English
ETOPS	N/A
Approved configurations	189Y



-  Galleys
-  Lavatories
-  Economy seat

